


4423 m.

## GRAN PREMIO RED BULL DE ESPAÑA

Warm Up

Classification

25

	Rider	Nation	Team	Motorcycle	Time	Lap Total	Gap	Top Speed
1	5 Johann ZARCO	FRA	Pramac Racing	DUCATI	<b>1'37.688</b>	6 12		<b>300.0</b>
2	12 Maverick VIÑALES	SPA	Monster Energy Yamaha MotoGP	YAMAHA	<b>1'37.753</b>	11 13	0.065 0.065	<b>288.0</b>
3	20 Fabio QUARTARARO	FRA	Monster Energy Yamaha MotoGP	YAMAHA	<b>1'37.799</b>	5 12	0.111 0.046	<b>289.5</b>
4	33 Brad BINDER	RSA	Red Bull KTM Factory Racing	KTM	<b>1'37.972</b>	10 12	0.284 0.173	<b>288.7</b>
5	36 Joan MIR	SPA	Team SUZUKI ECSTAR	SUZUKI	<b>1'38.010</b>	10 12	0.322 0.038	<b>288.7</b>
6	21 Franco MORBIDELLI	ITA	Petronas Yamaha SRT	YAMAHA	<b>1'38.014</b>	10 12	0.326 0.004	<b>288.7</b>
7	23 Enea BASTIANINI	ITA	Avintia Esponsorama	DUCATI	<b>1'38.147</b>	11 12	0.459 0.133	<b>295.0</b>
8	63 Francesco BAGNAIA	ITA	Ducati Lenovo Team	DUCATI	<b>1'38.148</b>	6 10	0.460 0.001	<b>297.5</b>
9	41 Aleix ESPARGARO	SPA	Aprilia Racing Team Gresini	APRILIA	<b>1'38.270</b>	6 12	0.582 0.122	<b>290.3</b>
10	73 Alex MARQUEZ	SPA	LCR Honda CASTROL	HONDA	<b>1'38.287</b>	5 12	0.599 0.017	<b>290.3</b>
11	6 Stefan BRADL	GER	Honda HRC	HONDA	<b>1'38.335</b>	9 11	0.647 0.048	<b>290.3</b>
12	42 Alex RINS	SPA	Team SUZUKI ECSTAR	SUZUKI	<b>1'38.338</b>	10 12	0.650 0.003	<b>291.8</b>
13	88 Miguel OLIVEIRA	POR	Red Bull KTM Factory Racing	KTM	<b>1'38.354</b>	8 12	0.666 0.016	<b>292.6</b>
14	93 Marc MARQUEZ	SPA	Repsol Honda Team	HONDA	<b>1'38.411</b>	5 7	0.723 0.057	<b>287.2</b>
15	44 Pol ESPARGARO	SPA	Repsol Honda Team	HONDA	<b>1'38.531</b>	5 8	0.843 0.120	<b>294.2</b>
16	43 Jack MILLER	AUS	Ducati Lenovo Team	DUCATI	<b>1'38.552</b>	5 12	0.864 0.021	<b>295.0</b>
17	9 Danilo PETRUCCI	ITA	Tech 3 KTM Factory Racing	KTM	<b>1'38.611</b>	5 12	0.923 0.059	<b>287.2</b>
18	27 Iker LECUONA	SPA	Tech 3 KTM Factory Racing	KTM	<b>1'38.696</b>	5 10	1.008 0.085	<b>291.1</b>
19	30 Takaaki NAKAGAMI	JPN	LCR Honda IDEMITSU	HONDA	<b>1'38.719</b>	7 10	1.031 0.023	<b>291.8</b>
20	46 Valentino ROSSI	ITA	Petronas Yamaha SRT	YAMAHA	<b>1'39.023</b>	3 11	1.335 0.304	<b>287.2</b>
21	32 Lorenzo SAVADORI	ITA	Aprilia Racing Team Gresini	APRILIA	<b>1'39.548</b>	5 12	1.860 0.525	<b>287.2</b>
22	53 Tito RABAT	SPA	Pramac Racing	DUCATI	<b>1'39.599</b>	10 12	1.911 0.051	<b>292.6</b>
23	10 Luca MARINI	ITA	SKY VR46 Avintia	DUCATI	<b>1'40.011</b>	7 12	2.323 0.412	<b>291.1</b>

Practice condition: Dry

Air: 16°

Humidity: 63%

Ground: 22°

<b>Fastest Lap:</b>	Lap: 6	<b>Johann ZARCO</b>	<b>1'37.688</b>	162.9 Km/h
<b>Best Race Lap:</b>	2019	<b>Marc MARQUEZ</b>	<b>1'38.051</b>	162.3 Km/h
<b>All Time Lap Record:</b>	2020	<b>Maverick VIÑALES</b>	<b>1'36.584</b>	164.8 Km/h

The results are provisional until the end of the limit for protest and appeals.

Time limit for protest expires 30' after publication of the results - ..... Time: .....

These data/results cannot be reproduced, stored and/or transmitted in whole or in part by any manner of electronic, mechanical, photocopying, recording, broadcasting or otherwise now known or herein after developed without the previous express consent by the copyright owner, except for reproduction in daily press and regular printed publications on sale to the public within 60 days of the event related to those data/results and always provided that copyright symbol appears together as follows below.

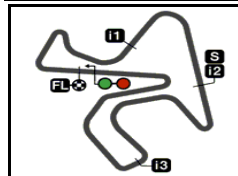
© DORNA, 2021

Official MotoGP Timing by TISSOT

www.motogp.com

Jerez de la Frontera, Sunday, May 02, 2021





4423 m.

## GRAN PREMIO RED BULL DE ESPAÑA

Warm Up

Top Speed &amp; Average

26



Rider	Nation	Motorcycle	Top 5 speeds					Average	Top
5 Johann ZARCO	FRA	DUCATI	300.0	299.1	299.1	298.3	297.5	298.8	300.0
63 Francesco BAGNAIA	ITA	DUCATI	297.5	297.5	295.8	295.8	295.8	296.5	297.5
23 Enea BASTIANINI	ITA	DUCATI	295.0	293.4	292.6	292.6	292.6	293.2	295.0
43 Jack MILLER	AUS	DUCATI	295.0	294.2	294.2	293.4	292.6	293.3	295.0
44 Pol ESPARGARO	SPA	HONDA	294.2	291.8	291.1	291.1	290.3	291.7	294.2
53 Tito RABAT	SPA	DUCATI	292.6	291.1	290.3	290.3	289.5	290.8	292.6
88 Miguel OLIVEIRA	POR	KTM	292.6	292.6	291.8	291.8	291.8	292.1	292.6
30 Takaaki NAKAGAMI	JPN	HONDA	291.8	291.8	290.3	289.5	288.0	290.3	291.8
42 Alex RINS	SPA	SUZUKI	291.8	291.1	290.3	290.3	290.3	290.8	291.8
10 Luca MARINI	ITA	DUCATI	291.1	290.3	289.5	288.0	288.0	289.2	291.1
27 Iker LECUONA	SPA	KTM	291.1	288.7	288.7	288.7	288.7	289.2	291.1
6 Stefan BRADL	GER	HONDA	290.3	290.3	290.3	290.3	289.5	290.0	290.3
41 Aleix ESPARGARO	SPA	APRILIA	290.3	288.7	288.0	287.2	287.2	288.1	290.3
73 Alex MARQUEZ	SPA	HONDA	290.3	290.3	289.5	288.7	288.0	289.1	290.3
20 Fabio QUARTARARO	FRA	YAMAHA	289.5	288.7	288.7	288.7	288.0	288.5	289.5
21 Franco MORBIDELLI	ITA	YAMAHA	288.7	287.2	287.2	286.4	285.7	286.8	288.7
33 Brad BINDER	RSA	KTM	288.7	288.7	288.0	288.0	287.2	288.0	288.7
36 Joan MIR	SPA	SUZUKI	288.7	287.2	286.4	286.4	286.4	286.9	288.7
12 Maverick VIÑALES	SPA	YAMAHA	288.0	288.0	287.2	286.4	286.4	287.0	288.0
9 Danilo PETRUCCI	ITA	KTM	287.2	287.2	286.4	286.4	286.4	286.7	287.2
32 Lorenzo SAVADORI	ITA	APRILIA	287.2	284.9	284.2	284.2	284.2	284.8	287.2
46 Valentino ROSSI	ITA	YAMAHA	287.2	285.7	284.9	284.2	283.4	285.1	287.2
93 Marc MARQUEZ	SPA	HONDA	287.2	286.4	286.4	286.4	285.7	286.4	287.2

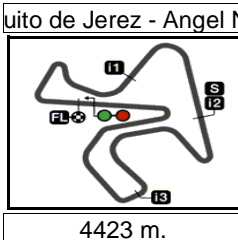
These data/results cannot be reproduced, stored and/or transmitted in whole or in part by any manner of electronic, mechanical, photocopying, recording, broadcasting or otherwise now known or herein after developed without the previous express consent by the copyright owner, except for reproduction in daily press and regular printed publications on sale to the public within 60 days of the event related to those data/results and always provided that copyright symbol appears together as follows below.

© DORNA, 2021

Official MotoGP Timing by TISSOT  
www.motogp.com



Jerez de la Frontera, Sunday, May 02, 2021



# GRAN PREMIO RED BULL DE ESPAÑA

## Warm Up

### Chronological Analysis of Performances

**27**

\* Lap / Sector time cancelled      **T1** Time from finish line to 1st intermediate      **T3** Time from 2nd intermed. to 3rd intermed.  
**P** Crossing the finish line in pit lane      **T2** Time from 1st intermed. to 2nd intermed.      **T4** Time from 3rd intermediate to finish line  
**\*\*** Tyre data subject to further updates

Lap	Lap Time	T1	T2	T3	T4	Speed	Lap	Lap Time	T1	T2	T3	T4	Speed
<b>1st</b>	<b>5</b>	<b>Johann ZARCO</b>			DUCATI	FRA	4	<b>1'37.975</b>	24.376	14.394	29.288	29.917	289.5
		Pramac Racing					5	<b>1'37.799</b>	24.533	<b>14.296</b>	<b>29.138</b>	29.832	288.7
		Runs=1 Total laps=12 Full laps=8					6	1'37.657 *	<b>24.233</b>	14.414	29.148	29.862 *	285.7

Run #	1	Front Tyre	Slick-Soft	Rear Tyre	Slick-Medium	New Tyre
		8 Laps at start				
1	2'28.950	31.780	15.580	31.928	31.145	283.4
2	<b>1'41.275</b>	26.021	14.656	30.244	30.354	293.4
3	<b>1'38.738</b>	24.692	14.398	29.508	30.140	295.0
4	<b>1'38.311</b>	24.493	14.354	29.386	30.078	293.4
5	<b>1'41.081</b>	26.934	14.484	29.746	29.917	296.7
6	<b>1'37.688</b>	<b>24.381</b>	14.175	<b>29.310</b>	29.822	<b>300.0</b>
7	<b>1'37.871</b>	24.503	<b>14.174</b>	29.428	<b>29.766</b>	299.1
8	1'38.343 *	24.554	14.275	29.438	30.076 *	299.1
9	<b>1'38.183</b>	24.392	14.263	29.499	30.029	297.5
10	<b>1'38.090</b>	24.424	14.283	29.406	29.977	298.3
11	1'46.790 *	26.642 *	17.796	31.678	30.674	257.1
12	1'39.847 *	24.747 *	14.619	29.927	30.554	292.6

<b>2nd</b>	<b>12</b>	<b>Maverick VIÑALES</b>			YAMAHA	SPA
		Monster Energy Yamaha MotoGP				
		Runs=1 Total laps=13 Full laps=10				
Run #	1	Front Tyre	Slick-Soft	Rear Tyre	Slick-Medium	New Tyre
		New Tyre				
1	1'47.622	28.641	15.101	30.661	30.728	281.9
2	<b>1'39.565</b>	25.021	14.528	29.809	30.207	283.4
3	<b>1'38.650</b>	24.674	14.468	29.598	29.910	285.7
4	<b>1'38.058</b>	24.512	14.350	29.440	29.756	286.4
5	<b>1'37.983</b>	<b>24.444</b>	14.423	29.335	29.781	283.4
6	<b>1'39.281</b>	25.293	14.504	29.554	29.930	283.4
7	<b>1'41.688</b>	24.448	14.326	32.336	30.578	287.2
8	<b>1'38.737</b>	24.568	14.359	29.885	29.925	286.4
9	<b>1'37.880</b>	24.447	14.345	29.357	29.731	286.4
10	<b>1'38.579</b>	24.979	14.423	29.411	29.766	286.4
11	<b>1'37.753</b>	24.450	14.327	<b>29.216</b>	29.760	<b>288.0</b>
12	1'37.642 *	24.384 *	<b>14.294</b>	29.290	<b>29.674</b>	288.0
13	1'39.499 *	25.599 *	14.646	29.490	29.764	281.2

<b>3rd</b>	<b>20</b>	<b>Fabio QUARTARARO</b>			YAMAHA	FRA
		Monster Energy Yamaha MotoGP				
		Runs=1 Total laps=12 Full laps=7				
Run #	1	Front Tyre	Slick-Soft	Rear Tyre	Slick-Medium	New Tyre
		New Tyre				
		8 Laps at start				
1	2'55.871	32.586	15.525	31.076	31.000	282.7
2	<b>1'39.438</b>	25.020	14.610	29.633	30.175	285.7
3	1'38.612 *	24.510	14.437	29.657	30.008 *	288.0

<b>4th</b>	<b>33</b>	<b>Brad BINDER</b>			KTM	RSA
		Red Bull KTM Factory Racing				
		Runs=2 Total laps=12 Full laps=7				
Run #	1	Front Tyre	missing data	Rear Tyre	missing data	New Tyre
		Laps at start				
		3 Laps at start				
1	1'51.297 P	31.617	15.371	31.464	27.338	279.0

Run #	2	Front Tyre	Slick-Soft	Rear Tyre	Slick-Medium	New Tyre
		New Tyre				
2	1'49.166	32.970	14.939	30.716	30.541	286.4
3	<b>1'38.849</b>	24.831	14.409	29.619	29.990	287.2
4	<b>1'38.070</b>	24.536	<b>14.291</b>	29.436	<b>29.807</b>	288.0
5	<b>1'38.131</b>	24.479	14.291	29.414	29.947	288.0
6	<b>1'38.164</b>	<b>24.470</b>	14.401	29.384	29.909	284.9
7	<b>1'38.058</b>	24.472	14.383	29.309	29.894	286.4
8	1'38.101 *	24.471	14.353	29.286	29.991 *	287.2
9	<b>1'38.032</b>	24.493	14.327	29.284	29.928	286.4
10	<b>1'37.972</b>	24.504	14.298	29.256	29.914	<b>288.7</b>
11	1'38.169 *	24.421 *	14.461	29.357	29.930	284.9
12	1'38.029 *	24.569 *	14.343	<b>29.230</b>	29.887	288.7

<b>5th</b>	<b>36</b>	<b>Joan MIR</b>			SUZUKI	SPA
		Team SUZUKI ECSTAR				
		Runs=2 Total laps=12 Full laps=7				
Run #	1	Front Tyre	Slick-Soft	Rear Tyre	Slick-Soft	New Tyre
		New Tyre				
		3 Laps at start				
1	1'57.019	30.728	15.101	31.664	31.199	275.5
2	1'38.100 P	25.631	14.671	31.031	26.767	<b>288.7</b>

<b>Fastest Lap:</b>	Johann ZARCO	Pramac Racing	FRA	<b>1'37.688</b>	24.381	14.175	29.310	29.822
---------------------	--------------	---------------	-----	-----------------	--------	--------	--------	--------

These data/results cannot be reproduced, stored and/or transmitted in whole or in part by any manner of electronic, mechanical, photocopying, recording, broadcasting or otherwise now known or herein after developed without the previous express consent by the copyright owner, except for reproduction in daily press and regular printed publications on sale to the public within 60 days of the event related to those data/results and always provided that copyright symbol appears together as follows below.  
 © DORNA, 2021



# Warm Up

# MotoGP

Lap	Lap Time	T1	T2	T3	T4	Speed	Lap	Lap Time	T1	T2	T3	T4	Speed
9	<b>1'38.085</b>	24.473	14.345	<b>29.339</b>	29.928	287.2	9	<b>1'41.500</b>	24.517	14.320	31.677	30.986	297.5
10	<b>1'38.010</b>	24.410	14.350	29.350	<b>29.900</b>	286.4	10	1'39.525 *	24.614*	14.604	29.698	30.609	292.6
11	1'50.793 *	25.639*	14.898	37.745	32.511	282.7							
12	<b>1'43.594</b>	25.649	14.965	30.917	32.063	280.5							

**6th** **21** **Franco MORBIDELLI** YAMAHA ITA  
Petronas Yamaha SRT

Runs=1 Total laps=12 Full laps=9

Run #	1	Front Tyre	Slick-Soft	Rear Tyre	Slick-Medium	5 Laps at start
			New Tyre			
1	2'34.612	35.288	16.167	32.681	31.731	265.3
2	<b>1'40.816</b>	25.607	14.636	30.335	30.238	284.9
3	<b>1'38.850</b>	24.773	14.392	29.621	30.064	287.2
4	<b>1'38.561</b>	24.798	14.422	29.541	29.800	283.4
5	<b>1'38.331</b>	24.606	14.359	29.474	29.892	286.4
6	<b>1'38.535</b>	24.589	14.343	29.651	29.952	<b>288.7</b>
7	<b>1'49.749</b>	34.113	15.365	30.161	30.110	265.3
8	<b>1'38.158</b>	24.613	14.319	<b>29.354</b>	29.872	287.2
9	<b>1'38.077</b>	<b>24.456</b>	<b>14.314</b>	29.477	29.830	285.7
10	<b>1'38.014</b>	24.495	14.338	29.401	<b>29.780</b>	284.9
11	1'44.342 *	24.811*	16.380	32.405	30.746	267.3
12	1'38.210 *	24.498*	14.338	29.498	29.876	285.7

**7th** **23** **Enea BASTIANINI** DUCATI ITA  
Avintia Esponsorama

Runs=1 Total laps=12 Full laps=9

Run #	1	Front Tyre	Slick-Soft	Rear Tyre	Slick-Medium	8 Laps at start
			New Tyre			
1	1'51.938	31.098	15.414	31.285	30.764	286.4
2	<b>1'42.271</b>	25.160	14.472	30.829	31.810	291.8
3	<b>1'39.028</b>	24.736	14.387	29.728	30.177	291.8
4	<b>1'41.981</b>	27.564	14.454	29.657	30.306	292.6
5	<b>1'38.518</b>	24.632	14.404	29.669	<b>29.813</b>	292.6
6	1'38.176 *	24.507*	<b>14.280</b>	<b>29.453</b>	29.936	292.6
7	<b>1'38.266</b>	<b>24.485</b>	14.291	29.638	29.852	290.3
8	<b>1'38.298</b>	24.565	14.329	29.562	29.842	291.8
9	<b>1'38.233</b>	24.486	14.324	29.561	29.862	291.8
10	1'39.411 *	25.019*	14.485	29.856	30.051	291.8
11	<b>1'38.147</b>	24.555	14.284	29.474	29.834	293.4
12	<b>1'38.169</b>	24.546	14.298	29.461	29.864	<b>295.0</b>

**8th** **63** **Francesco BAGNAIA** DUCATI ITA  
Ducati Lenovo Team

Runs=2 Total laps=10 Full laps=5

Run #	1	Front Tyre	Slick-Soft	Rear Tyre	Slick-Medium	4 Laps at start
			New Tyre			
1	1'54.296	31.575	15.854	31.326	31.115	285.7
2	1'35.824 P	25.302	14.626	30.140	25.756	294.2
Run #	2	Front Tyre	Slick-Soft	Rear Tyre	Slick-Medium	2 Laps at start
			New Tyre			
3	1'52.678	33.532	15.331	32.356	31.459	288.7
4	<b>1'39.424</b>	25.039	14.514	29.628	30.243	295.0
5	<b>1'38.541</b>	24.629	14.386	<b>29.394</b>	30.132	295.8
6	<b>1'38.148</b>	24.523	<b>14.280</b>	29.401	<b>29.944</b>	<b>297.5</b>
7	<b>1'38.566</b>	<b>24.468</b>	14.326	29.495	30.277	295.8
8	1'39.556 *	25.349*	14.478	29.544	30.185	295.8

**9th** **41** **Aleix ESPARGARO** APRILIA SPA  
Aprilia Racing Team Gresini

Runs=1 Total laps=12 Full laps=9

Run #	1	Front Tyre	Slick-Soft	Rear Tyre	Slick-Soft	New Tyre
			New Tyre			
1	2'02.456	29.849	15.206	31.454	32.263	281.2
2	<b>1'39.805</b>	25.171	<b>14.423</b>	30.009	30.202	<b>290.3</b>
3	<b>1'38.841</b>	24.722	14.489	29.503	30.127	285.7
4	<b>1'38.632</b>	24.620	14.485	29.554	29.973	287.2
5	<b>1'38.520</b>	24.608	14.424	29.431	30.057	287.2
6	<b>1'38.270</b>	<b>24.598</b>	14.423	<b>29.362</b>	<b>29.887</b>	288.7
7	<b>1'44.671</b>	28.838	14.797	30.438	30.598	281.2
8	<b>1'38.735</b>	24.656	14.444	29.454	30.181	288.0
9	<b>1'42.148</b>	26.694	14.687	30.358	30.409	285.7
10	1'38.708 *	24.721*	14.538	29.418	30.031	284.9
11	<b>1'40.660</b>	24.922	14.881	30.199	30.658	284.2
12	1'39.610 *	24.884*	14.537	29.537	30.652	287.2

**10th** **73** **Alex MARQUEZ** HONDA SPA  
LCR Honda CASTROL

Runs=1 Total laps=12 Full laps=8

Run #	1	Front Tyre	Slick-Soft	Rear Tyre	Slick-Medium	New Tyre
			New Tyre			
1	2'15.799 *	33.723	17.342	33.313	31.269*	212.1
2	<b>1'41.144</b>	25.610	14.538	30.134	30.862	<b>290.3</b>
3	<b>1'39.582</b>	24.807	14.398	29.670	30.707	290.3
4	<b>1'39.684</b>	25.026	14.512	29.697	30.449	287.2
5	<b>1'38.287</b>	24.580	<b>14.288</b>	29.448	<b>29.971</b>	289.5
6	<b>1'38.650</b>	24.648	14.456	<b>29.425</b>	30.121	287.2
7	<b>1'38.610</b>	24.644	14.394	29.519	30.053	288.0
8	<b>1'38.684</b>	24.632	14.501	29.462	30.089	288.0
9	<b>1'39.257</b>	<b>24.553</b>	14.452	29.555	30.697	288.7
10	1'38.843 *	24.693*	14.488	29.462	30.200	285.7
11	1'40.582 *	24.779*	14.902	30.452	30.449	272.7
12	1'39.111 *	24.646*	14.499	29.870	30.096	286.4

**11th** **6** **Stefan BRADL** HONDA GER  
Honda HRC

Runs=2 Total laps=11 Full laps=5

Run #	1	Front Tyre	Slick-Soft	Rear Tyre	Slick-Soft	8 Laps at start
			New Tyre			
1	2'10.998	32.166	15.626	31.324	30.976	280.5
2	<b>1'40.639</b>	25.076	14.585	30.683	30.295	288.0
3	<b>1'38.863</b>	24.687	14.363	29.718	30.095	289.5
4	<b>1'38.427</b>	<b>24.508</b>	14.304	29.596	30.019	<b>290.3</b>
5	1'37.072 P	25.332	14.600	30.404	26.736	286.4
Run #	2	Front Tyre	Slick-Soft	Rear Tyre	Slick-Soft	13 Laps at start
			New Tyre			
6	1'45.216	29.755	14.775	30.254	30.432	288.0
7	<b>1'38.542</b>	24.661	14.334	<b>29.516</b>	30.031	289.5
8	1'40.792 *	25.157*	14.464	30.625	30.546	290.3
9	<b>1'38.335</b>	24.573	<b>14.295</b>	29.516	<b>29.951</b>	290.3
10	1'38.884 *	24.701*	14.320	29.805	30.058	290.3

**Fastest Lap:** Johann ZARCO Pramac Racing FRA **1'37.688** 24.381 14.175 29.310 29.822

These data/results cannot be reproduced, stored and/or transmitted in whole or in part by any manner of electronic, mechanical, photocopying, recording, broadcasting or otherwise now known or herein after developed without the previous express consent by the copyright owner, except for reproduction in daily press and regular printed publications on sale to the public within 60 days of the event related to those data/results and always provided that copyright symbol appears together as follows below.  
© DORNA, 2021



# Warm Up

# MotoGP

Lap	Lap Time	T1	T2	T3	T4	Speed	Lap	Lap Time	T1	T2	T3	T4	Speed
11	1'38.529 *	24.603*	14.316	29.547	30.063	289.5	<b>15th</b>	<b>44</b>	<b>Poi ESPARGARO</b>	HONDA			SPA
							Repsol Honda Team						
							Runs=3			Total laps=8		Full laps=3	
<b>12th</b>	<b>42</b>	<b>Alex RINS</b>	SUZUKI			SPA							
Team SUZUKI ECSTAR													
Runs=2							Total laps=12		Full laps=6				
Run #	1	Front Tyre	Slick-Soft	Rear Tyre	Slick-Soft								
			New Tyre		4 Laps at start								
1	2'01.436	31.293	15.433	31.348	31.748	285.7							
2	1'38.087	P	25.594	14.907	30.379	27.207	284.9						
Run #	2	Front Tyre	Slick-Soft	Rear Tyre	Slick-Medium								
			8 Laps at start		12 Laps at start								
3	1'56.048	39.716	15.147	30.458	30.727	285.7							
4	<b>1'39.506</b>	24.933	14.627	29.709	30.237	287.2							
5	<b>1'38.702</b>	25.070	<b>14.328</b>	29.370	<b>29.934</b>	<b>291.8</b>							
6	1'38.130	*	<b>24.422</b>	14.349	29.374	29.985*	290.3						
7	<b>1'38.769</b>	24.554	14.506	29.470	30.239	288.7							
8	<b>1'38.505</b>	24.543	14.415	29.393	30.154	289.5							
9	<b>1'41.222</b>	24.526	14.446	30.134	32.116	290.3							
10	<b>1'38.338</b>	24.565	14.373	<b>29.367</b>	30.033	291.1							
11	1'43.251	*	25.116*	14.928	29.986	33.221	284.2						
12	1'38.848	*	24.807*	14.459	29.437	30.145	290.3						
<b>13th</b>	<b>88</b>	<b>Miguel OLIVEIRA</b>	KTM			POR							
Red Bull KTM Factory Racing													
Runs=1							Total laps=12		Full laps=9				
Run #	1	Front Tyre	Slick-Soft	Rear Tyre	Slick-Medium								
			New Tyre		New Tyre								
1	1'56.294	31.449	15.176	31.526	30.974	272.7							
2	<b>1'39.785</b>	25.104	14.434	29.998	30.249	291.8							
3	<b>1'38.917</b>	24.745	14.347	29.648	30.177	291.1							
4	<b>1'38.420</b>	24.654	14.324	29.497	<b>29.945</b>	290.3							
5	<b>1'38.766</b>	24.600	14.334	29.833	29.999	291.1							
6	<b>1'38.384</b>	24.571	14.338	29.511	29.964	288.7							
7	<b>1'38.462</b>	24.621	14.280	29.566	29.995	<b>292.6</b>							
8	<b>1'38.354</b>	<b>24.532</b>	14.288	<b>29.494</b>	30.040	292.6							
9	<b>1'38.522</b>	24.562	14.355	29.544	30.061	288.7							
10	1'39.322	*	25.014*	14.474	29.680	30.154	288.7						
11	<b>1'38.631</b>	24.574	<b>14.269</b>	29.541	30.247	291.8							
12	1'38.519	*	24.603*	14.305	29.576	30.035	291.8						
<b>16th</b>	<b>43</b>	<b>Jack MILLER</b>	DUCATI			AUS							
Ducati Lenovo Team													
Runs=1							Total laps=12		Full laps=9				
Run #	1	Front Tyre	Slick-Soft	Rear Tyre	Slick-Medium								
			8 Laps at start		10 Laps at start								
1	1'50.520	30.208	15.320	31.118	31.070	291.1							
2	<b>1'43.281</b>	25.106	14.625	32.698	30.852	292.6							
3	<b>1'39.132</b>	24.799	14.489	29.683	30.161	<b>295.0</b>							
4	<b>1'38.784</b>	24.632	14.448	29.482	30.222	294.2							
5	<b>1'38.552</b>	<b>24.530</b>	<b>14.447</b>	29.478	30.097	292.6							
6	<b>1'38.724</b>	24.597	14.481	29.497	30.149	291.8							
7	<b>1'38.684</b>	24.582	14.480	29.453	30.169	292.6							
8	<b>1'38.610</b>	24.578	14.480	29.383	30.169	293.4							
9	<b>1'38.702</b>	24.553	14.565	29.403	30.181	291.8							
10	1'38.736	*	24.668*	14.520	29.394	30.154	292.6						
11	<b>1'38.602</b>	24.609	14.497	<b>29.327</b>	30.169	294.2							
12	1'38.602	*	24.627*	14.525	29.357	<b>30.093</b>	292.6						
<b>17th</b>	<b>9</b>	<b>Daniilo PETRUCCI</b>	KTM			ITA							
Tech 3 KTM Factory Racing													
Runs=2							Total laps=12		Full laps=6				
Run #	1	Front Tyre	missing data	Rear Tyre	missing data								
			**	**	Laps at start								
1	1'59.597	P	31.174	15.213	31.792	28.257	281.9						
Run #	2	Front Tyre	Slick-Soft	Rear Tyre	Slick-Soft								
			**	New Tyre	**	4 Laps at start							
2	1'45.969	29.914	14.912	30.733	30.410	283.4							
3	<b>1'39.243</b>	24.740	14.428	29.831	30.244	286.4							
4	<b>1'38.680</b>	24.702	14.350	<b>29.501</b>	<b>30.127</b>	<b>287.2</b>							
5	<b>1'38.611</b>	<b>24.591</b>	<b>14.319</b>	29.560	30.141	286.4							
6	<b>1'38.939</b>	24.602	14.337	29.647	30.353	286.4							
7	1'42.892	*	26.657*	15.170	30.516	30.549	284.2						
8	1'39.077	*	24.746*	14.453	29.533	30.345*	284.2						
9	<b>1'39.307</b>	24.677	14.470	29.547	30.613	282.7							
10	<b>1'39.140</b>	24.681	14.442	29.659	30.358	284.9							
11	1'48.494	*	24.789*	15.392	33.023	35.290	261.5						
12	1'43.718	*	24.816*	14.475	32.134	32.293	287.2						
<b>14th</b>	<b>93</b>	<b>Marc MARQUEZ</b>	HONDA			SPA							
Repsol Honda Team													
Runs=1							Total laps=7		Full laps=4				
Run #	1	Front Tyre	Slick-Soft	Rear Tyre	Slick-Medium								
			New Tyre		New Tyre								
1	2'15.403	33.593	15.470	31.885	31.159	279.0							
2	<b>1'41.186</b>	25.441	14.738	30.325	30.682	286.4							
3	<b>1'39.932</b>	24.735	14.527	29.559	31.111	286.4							
4	<b>1'39.207</b>	24.793	14.631	29.521	30.262	286.4							
5	<b>1'38.411</b>	<b>24.520</b>	<b>14.514</b>	<b>29.267</b>	<b>30.110</b>	<b>287.2</b>							
6	1'37.960	P	25.931	15.063	30.748	26.218	275.5						
Run #	2	Front Tyre	Slick-Soft	Rear Tyre	Slick-Medium								
			6 Laps at start		6 Laps at start								
7	1'46.047	30.543	14.808	30.188	30.508	285.7							

**Fastest Lap:** Johann ZARCO      Pramac Racing      FRA      **1'37.688**      24.381      14.175      29.310      29.822

These data/results cannot be reproduced, stored and/or transmitted in whole or in part by any manner of electronic, mechanical, photocopying, recording, broadcasting or otherwise now known or herein after developed without the previous express consent by the copyright owner, except for reproduction in daily press and regular printed publications on sale to the public within 60 days of the event related to those data/results and always provided that copyright symbol appears together as follows below.  
© DORNA, 2021



# Warm Up

# MotoGP

Lap	Lap Time	T1	T2	T3	T4	Speed	Lap	Lap Time	T1	T2	T3	T4	Speed
<b>18th 27 Iker LECUONA</b> KTM SPA Tech 3 KTM Factory Racing							<b>21st 32 Lorenzo SAVADORI</b> APRILIA ITA Aprilia Racing Team Gresini						
Runs=2 Total laps=10 Full laps=6							Runs=2 Total laps=12 Full laps=6						
<b>Run # 1</b>	<b>Front Tyre</b>	<b>Slick-Soft</b>	<b>Rear Tyre</b>	<b>Slick-Medium</b>			<b>Run # 1</b>	<b>Front Tyre</b>	<b>Slick-Medium</b>	<b>Rear Tyre</b>	<b>Slick-Soft</b>		
		<b>New Tyre</b>		<b>New Tyre</b>					<b>7 Laps at start</b>		<b>4 Laps at start</b>		
1	1'56.587	30.768	15.213	31.534	31.057	270.6	1	2'12.729	32.737	16.008	32.543	31.492	259.6
2	<b>1'39.784</b>	25.182	14.464	29.782	30.356	291.1	2	1'38.241 P	25.676	14.743	30.548	27.274	284.2
3	<b>1'39.121</b>	24.850	14.481	29.543	30.247	288.7	<b>Run # 2</b>	<b>Front Tyre</b>	<b>Slick-Soft</b>	<b>Rear Tyre</b>	<b>Slick-Medium</b>		
4	<b>1'38.719</b>	24.695	14.404	29.550	30.070	288.7			<b>New Tyre</b>		<b>New Tyre</b>		
5	<b>1'38.696</b>	24.641	14.416	29.488	30.151	288.7	3	1'52.785	32.149	16.709	31.861	32.066	266.6
6	<b>1'39.036</b>	24.736	14.418	29.612	30.270	286.4	4	<b>1'40.568</b>	25.063	14.667	30.269	30.569	284.2
7	<b>1'43.611</b>	24.784	14.388	33.296	31.143	288.7	5	<b>1'39.548</b>	24.872	14.525	29.796	30.355	281.2
8	2'14.665 P	24.914	14.532	29.651	1'05.568	285.7	6	1'39.629 *	24.868	14.583	29.789	30.389*	284.2
<b>Run # 2</b>	<b>Front Tyre</b>	<b>Slick-Soft</b>	<b>Rear Tyre</b>	<b>Slick-Medium</b>			7	<b>1'39.668</b>	24.920	14.421	29.910	30.417	287.2
		<b>8 Laps at start</b>		<b>8 Laps at start</b>			8	<b>1'39.787</b>	25.032	14.547	29.799	30.409	283.4
9	1'44.952	28.834	14.741	30.065	31.312	284.9	9	<b>1'51.221</b>	28.815	16.272	33.788	32.346	266.0
10	1'39.345 *	24.882*	14.474	29.615	30.374	286.4	10	<b>1'44.076</b>	28.854	14.731	30.024	30.467	283.4
<b>19th 30 Takaaki NAKAGAMI</b> HONDA JPN LCR Honda IDEMITSU							<b>22nd 53 Tito RABAT</b> DUCATI SPA Pramac Racing						
Runs=2 Total laps=10 Full laps=5							Runs=2 Total laps=12 Full laps=7						
<b>Run # 1</b>	<b>Front Tyre</b>	<b>Slick-Soft</b>	<b>Rear Tyre</b>	<b>Slick-Soft</b>			<b>Run # 1</b>	<b>Front Tyre</b>	<b>Slick-Soft</b>	<b>Rear Tyre</b>	<b>Slick-Soft</b>		
		<b>8 Laps at start</b>		<b>4 Laps at start</b>				<b>8 Laps at start</b>		<b>4 Laps at start</b>			
1	2'02.589	34.130	15.688	31.833	31.499	279.0	1	1'50.845	29.258	15.579	31.654	31.045	275.5
2	<b>1'40.097</b>	25.272	14.350	30.254	30.221	290.3	2	<b>1'40.865</b>	25.145	14.651	30.591	30.478	288.7
3	1'34.858 P	24.553	14.296	29.607	26.402	284.9	3	<b>1'40.049</b>	25.018	14.526	30.019	30.486	291.1
<b>Run # 2</b>	<b>Front Tyre</b>	<b>Slick-Soft</b>	<b>Rear Tyre</b>	<b>Slick-Medium</b>			4	<b>1'40.144</b>	24.944	14.616	30.006	30.578	289.5
		<b>8 Laps at start</b>		<b>13 Laps at start</b>			5	<b>1'39.706</b>	24.792	14.519	30.052	30.343	292.6
4	1'59.623	36.364	17.107	32.693	33.459	274.8	6	1'40.669 P	28.067	15.206	30.998	26.398	272.7
5	<b>1'45.508</b>	26.878	15.005	32.621	31.004	288.0	<b>Run # 2</b>	<b>Front Tyre</b>	<b>Slick-Soft</b>	<b>Rear Tyre</b>	<b>Slick-Soft</b>		
6	1'40.584 *	25.049	14.465	30.502	30.568*	291.8			<b>9 Laps at start</b>		<b>4 Laps at start</b>		
7	<b>1'38.719</b>	24.622	14.348	29.404	30.345	289.5	7	1'58.380	29.282	23.070	33.092	32.936	271.3
8	<b>1'38.856</b>	24.678	14.327	29.438	30.413	291.8	8	<b>1'41.646</b>	25.548	14.717	30.293	31.088	287.2
9	<b>4'08.506</b>	2'43.258	17.226	35.085	32.937	267.9	9	<b>1'55.754</b>	30.528	15.556	31.456	38.214	279.0
10	1'48.009 *	28.568*	15.137	31.809	32.495	282.7	10	<b>1'39.599</b>	24.920	14.625	29.814	30.240	288.7
<b>20th 46 Valentino ROSSI</b> YAMAHA ITA Petronas Yamaha SRT							11 1'39.532 * 24.794* 14.596 29.749 30.393 290.3						
Runs=3 Total laps=11 Full laps=6							12 1'39.586 * 24.787* 14.642 29.796 30.361 290.3						
<b>Run # 1</b>	<b>Front Tyre</b>	<b>Slick-Soft</b>	<b>Rear Tyre</b>	<b>Slick-Soft</b>			<b>23rd 10 Luca MARINI</b> DUCATI ITA SKY VR46 Avintia						
		<b>8 Laps at start</b>		<b>4 Laps at start</b>			Runs=2 Total laps=12 Full laps=7						
1	1'51.067	30.184	15.385	31.137	30.869	281.9	<b>Run # 1</b>	<b>Front Tyre</b>	<b>Slick-Soft</b>	<b>Rear Tyre</b>	<b>Slick-Soft</b>		
2	<b>1'40.269</b>	25.156	14.604	30.170	30.339	287.2			<b>8 Laps at start</b>		<b>4 Laps at start</b>		
3	<b>1'39.023</b>	24.830	14.517	29.563	30.113	284.9	1	1'59.216 P	31.859	15.787	32.304	28.222	282.7
4	<b>1'39.035</b>	24.651	14.538	29.559	30.287	284.2	<b>Run # 2</b>	<b>Front Tyre</b>	<b>Slick-Soft</b>	<b>Rear Tyre</b>	<b>Slick-Medium</b>		
5	1'34.984 P	24.687	14.466	30.172	25.659	285.7			<b>New Tyre</b>		<b>13 Laps at start</b>		
<b>Run # 2</b>	<b>Front Tyre</b>	<b>Slick-Soft</b>	<b>Rear Tyre</b>	<b>Slick-Medium</b>			2	1'50.550	30.277	15.508	32.772	31.993	284.2
		<b>8 Laps at start</b>		<b>10 Laps at start</b>			3	<b>1'43.317</b>	26.138	14.965	31.281	30.933	284.9
6	1'50.328	30.156	15.335	31.139	33.698	276.2	4	<b>1'44.633</b>	25.489	14.742	32.455	31.947	288.0
7	<b>1'48.759</b>	27.569	14.906	33.317	32.967	281.2	5	<b>1'44.518</b>	26.308	14.734	30.351	33.125	284.9
8	<b>1'42.285</b>	25.358	14.750	31.582	30.595	282.7	6	1'41.962 *	25.260	14.649	30.740	31.313	287.2
9	<b>1'39.731</b>	24.944	14.547	29.787	30.453	283.4	7	<b>1'40.011</b>	25.025	14.532	30.062	30.392	288.0
10	1'41.038 P	25.326	15.585	32.027	28.100	278.3	8	<b>1'40.956</b>	26.173	14.552	29.954	30.277	290.3
<b>Run # 3</b>	<b>Front Tyre</b>	<b>Slick-Soft</b>	<b>Rear Tyre</b>	<b>Slick-Soft</b>			<b>Fastest Lap:</b> Johann ZARCO Pramac Racing FRA <b>1'37.688</b> 24.381 14.175 29.310 29.822						
		<b>13 Laps at start</b>		<b>9 Laps at start</b>									
11	1'53.455	30.865	15.748	31.813	35.029	266.0							

These data/results cannot be reproduced, stored and/or transmitted in whole or in part by any manner of electronic, mechanical, photocopying, recording, broadcasting or otherwise now known or herein after developed without the previous express consent by the copyright owner, except for reproduction in daily press and regular printed publications on sale to the public within 60 days of the event related to those data/results and always provided that copyright symbol appears together as follows below.  
© DORNA, 2021

Official MotoGP Timing by TISSOT  
www.motogp.com

Jerez de la Frontera, Sunday, May 02, 2021

Page 4 of 5



# Warm Up

MotoGP

Lap	Lap Time	T1	T2	T3	T4	Speed	Lap	Lap Time	T1	T2	T3	T4	Speed
9	<b>1'52.944</b>	27.090	16.360	34.971	34.523	255.3							
10	<b>1'40.218</b>	25.251	14.551	30.072	30.344	289.5							
11	1'39.399 *	24.859*	14.493	29.858	30.189	291.1							
12	1'39.690 *	25.003*	14.555	29.786	30.346	288.0							

<b>Fastest Lap:</b>	Johann ZARCO	Pramac Racing	FRA	<b>1'37.688</b>	24.381	14.175	29.310	29.822
---------------------	--------------	---------------	-----	-----------------	--------	--------	--------	--------

These data/results cannot be reproduced, stored and/or transmitted in whole or in part by any manner of electronic, mechanical, photocopying, recording, broadcasting or otherwise now known or herein after developed without the previous express consent by the copyright owner, except for reproduction in daily press and regular printed publications on sale to the public within 60 days of the event related to those data/results and always provided that copyright symbol appears together as follows below.  
 © DORNA, 2021

Official MotoGP Timing by **TISSOT**  
 www.motogp.com

Jerez de la Frontera, Sunday, May 02, 2021

Page 5 of 5





4423 m.

# GRAN PREMIO RED BULL DE ESPAÑA

## Official Starting Grid

Race : 25 laps = 110.575 km

28

1	1 1'36.755 <b>20 Fabio QUARTARARO</b> Yamaha	2 1'36.812 <b>21 Franco MORBIDELLI</b> Yamaha	3 1'36.860 <b>43 Jack MILLER</b> Ducati
2	4 1'36.960 <b>63 Francesco BAGNAIA</b> Ducati	5 1'37.008 <b>30 Takaaki NAKAGAMI</b> Honda	6 1'37.054 <b>5 Johann ZARCO</b> Ducati
3	7 1'37.070 <b>12 Maverick VIÑALES</b> Yamaha	8 1'37.085 <b>41 Aleix ESPARGARO</b> Aprilia	9 1'37.124 <b>42 Alex RINS</b> Suzuki
4	10 1'37.154 <b>36 Joan MIR</b> Suzuki	11 1'37.467 <b>33 Brad BINDER</b> KTM	12 1'37.502 <b>6 Stefan BRADL</b> Honda
5	13 1'37.407 <b>44 Pol ESPARGARO</b> Honda	14 1'37.489 <b>93 Marc MARQUEZ</b> Honda	15 1'37.675 <b>23 Enea BASTIANINI</b> Ducati
6	16 1'37.746 <b>88 Miguel OLIVEIRA</b> KTM	17 1'37.915 <b>46 Valentino ROSSI</b> Yamaha	18 1'37.925 <b>10 Luca MARINI</b> Ducati
7	19 1'38.065 <b>9 Danilo PETRUCCI</b> KTM	20 1'38.069 <b>73 Alex MARQUEZ</b> Honda	21 1'38.139 <b>27 Iker LECUONA</b> KTM
8	22 1'38.325 <b>32 Lorenzo SAVADORI</b> Aprilia	23 1'38.641 <b>53 Tito RABAT</b> Ducati	

The results are provisional until the end of the limit for protest and appeals and until the ratification of the Event Management Committee.

Time limit for protest expires 60' at the latest after publication of the results - ..... Time: .....

These data/results cannot be reproduced, stored and/or transmitted in whole or in part by any manner of electronic, mechanical, photocopying, recording, broadcasting or otherwise now known or herein after developed without the previous express consent by the copyright owner, except for reproduction in daily press and regular printed publications on sale to the public within 60 days of the event related to those data/results and always provided that copyright symbol appears together as follows below.

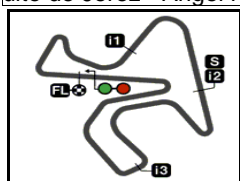
© DORNA, 2021

Official MotoGP Timing by TISSOT  
www.motogp.com

Jerez de la Frontera, Sunday, May 02, 2021







4423 m.

# GRAN PREMIO RED BULL DE ESPAÑA

## Warm Up

### Best Partial Times

# MotoGP™

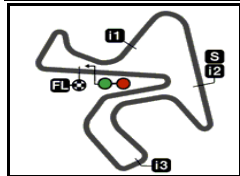
*IT* Ideal Lap Time, sum of the best partial times

*BT* Best Lap Time

T1		T2		T3		T4				IT		BT	
Pos	Rider	Time	Rider	Time	Rider	Time	Rider	Time	Pos	Rider	IT	BT	
1	F.QUARTARARO	24.233	J.ZARCO	14.174	F.QUARTARARO	29.138	M.VIÑALES	29.674	1	F.QUARTARAR	1'37.498	1'37.799	(3)
2	J.ZARCO	24.381	P.ESPARGARO	14.243	M.VIÑALES	29.216	J.ZARCO	29.766	2	M.VIÑALES	1'37.628	1'37.753	(2)
3	J.MIR	24.406	M.OLIVEIRA	14.269	B.BINDER	29.230	F.MORBIDELLI	29.780	3	J.ZARCO	1'37.631	1'37.688	(1)
4	A.RINS	24.422	E.BASTIANINI	14.280	M.MARQUEZ	29.267	B.BINDER	29.807	4	B.BINDER	1'37.798	1'37.972	(4)
5	M.VIÑALES	24.444	F.BAGNAIA	14.280	J.ZARCO	29.310	E.BASTIANINI	29.813	5	F.MORBIDELLI	1'37.904	1'38.014	(6)
6	F.MORBIDELLI	24.456	A.MARQUEZ	14.288	J.MILLER	29.327	F.QUARTARARO	29.831	6	J.MIR	1'37.988	1'38.010	(5)
7	F.BAGNAIA	24.468	B.BINDER	14.291	J.MIR	29.339	A.ESPARGARO	29.887	7	E.BASTIANINI	1'38.031	1'38.147	(7)
8	B.BINDER	24.470	M.VIÑALES	14.294	F.MORBIDELLI	29.354	J.MIR	29.900	8	A.RINS	1'38.051	1'38.338	(12)
9	E.BASTIANINI	24.485	S.BRADL	14.295	A.ESPARGARO	29.362	P.ESPARGARO	29.917	9	F.BAGNAIA	1'38.086	1'38.148	(8)
10	S.BRADL	24.508	F.QUARTARARO	14.296	A.RINS	29.367	A.RINS	29.934	10	P.ESPARGAR	1'38.168	1'38.531	(15)
11	P.ESPARGARO	24.511	T.NAKAGAMI	14.296	F.BAGNAIA	29.394	F.BAGNAIA	29.944	11	A.MARQUEZ	1'38.237	1'38.287	(10)
12	M.MARQUEZ	24.520	F.MORBIDELLI	14.314	T.NAKAGAMI	29.404	M.OLIVEIRA	29.945	12	M.OLIVEIRA	1'38.240	1'38.354	(13)
13	J.MILLER	24.530	D.PETRUCCI	14.319	A.MARQUEZ	29.425	S.BRADL	29.951	13	S.BRADL	1'38.270	1'38.335	(11)
14	M.OLIVEIRA	24.532	A.RINS	14.328	E.BASTIANINI	29.453	A.MARQUEZ	29.971	13	A.ESPARGAR	1'38.270	1'38.270	(9)
15	T.NAKAGAMI	24.553	J.MIR	14.343	I.LECUONA	29.488	I.LECUONA	30.070	15	J.MILLER	1'38.397	1'38.552	(16)
16	A.MARQUEZ	24.553	I.LECUONA	14.388	M.OLIVEIRA	29.494	J.MILLER	30.093	16	M.MARQUEZ	1'38.411	1'38.411	(14)
17	D.PETRUCCI	24.591	L.SAVADORI	14.421	P.ESPARGARO	29.497	M.MARQUEZ	30.110	17	T.NAKAGAMI	1'38.474	1'38.719	(19)
18	A.ESPARGARO	24.598	A.ESPARGARO	14.423	D.PETRUCCI	29.501	V.ROSSI	30.113	18	D.PETRUCCI	1'38.538	1'38.611	(17)
19	I.LECUONA	24.641	J.MILLER	14.447	S.BRADL	29.516	D.PETRUCCI	30.127	19	I.LECUONA	1'38.587	1'38.696	(18)
20	V.ROSSI	24.651	V.ROSSI	14.466	V.ROSSI	29.559	L.MARINI	30.189	20	V.ROSSI	1'38.789	1'39.023	(20)
21	T.RABAT	24.792	L.MARINI	14.493	L.SAVADORI	29.706	T.NAKAGAMI	30.221	21	L.SAVADORI	1'39.297	1'39.548	(21)
22	L.SAVADORI	24.868	M.MARQUEZ	14.514	T.RABAT	29.749	T.RABAT	30.240	22	T.RABAT	1'39.300	1'39.599	(22)
23	L.MARINI	25.025	T.RABAT	14.519	L.MARINI	29.786	L.SAVADORI	30.302	23	L.MARINI	1'39.493	1'40.011	(23)

These data/results cannot be reproduced, stored and/or transmitted in whole or in part by any manner of electronic, mechanical, photocopying, recording, broadcasting or otherwise now known or herein after developed without the previous express consent by the copyright owner, except for reproduction in daily press and regular printed publications on sale to the public within 60 days of the event related to those data/results and always provided that copyright symbol appears together as follows below.  
© DORNA, 2021






4423 m.

## GRAN PREMIO RED BULL DE ESPAÑA

### Warm Up

### Fastest Laps Sequence

<i>Practice Time</i>	 <i>Rider</i>	<i>Nation</i>	<i>Motorcycle</i>	<i>Time</i>	<i>Km/h</i>	<i>Rider's Lap</i>
<b>3'27.187</b>	12 <b>Maverick VIÑALES</b>	SPA	YAMAHA	<b>1'39.565</b>	159.9	2
<b>4'35.309</b>	20 <b>Fabio QUARTARARO</b>	FRA	YAMAHA	<b>1'39.438</b>	160.1	2
<b>5'05.837</b>	12 <b>Maverick VIÑALES</b>	SPA	YAMAHA	<b>1'38.650</b>	161.4	3
<b>6'43.895</b>	12 <b>Maverick VIÑALES</b>	SPA	YAMAHA	<b>1'38.058</b>	162.3	4
<b>7'51.896</b>	20 <b>Fabio QUARTARARO</b>	FRA	YAMAHA	<b>1'37.975</b>	162.5	4
<b>9'29.695</b>	20 <b>Fabio QUARTARARO</b>	FRA	YAMAHA	<b>1'37.799</b>	162.8	5
<b>10'46.043</b>	5 <b>Johann ZARCO</b>	FRA	DUCATI	<b>1'37.688</b>	162.9	6

These data/results cannot be reproduced, stored and/or transmitted in whole or in part by any manner of electronic, mechanical, photocopying, recording, broadcasting or otherwise now known or herein after developed without the previous express consent by the copyright owner, except for reproduction in daily press and regular printed publications on sale to the public within 60 days of the event related to those data/results and always provided that copyright symbol appears together as follows below.

© DORNA, 2021

Official MotoGP Timing by **TISSOT**  
www.motogp.com

Jerez de la Frontera, Sunday, May 02, 2021

